

2022 KANSAS

CORN HYBRIDS

BOOK

Published by:



**KANSAS PERFORMANCE
TESTS WITH CORN HYBRIDS**

REPORT OF PROGRESS 1174

Kansas State University Agricultural
Experiment Station and Cooperative
Extension Service

**KANSAS STATE
UNIVERSITY**





Landoll

5000 Series Grain Drills



**SEEDING
FLEXIBILITY**

PRECISE PLACEMENT FROM PRIMARY TO COVER CROPS

Many producers are making the switch to linear box affordability with the versatility to accurately plant high yielding primary crops as well as cover crops that produce valuable nitrogen and protect against soil erosion. Cover crops require the same seeding accuracy and depth control as primary crops. Achieving this requires the accuracy of the exclusive Fluted Seed Meter and the industry's first Pneumatic Down Pressure opener system. From 10' through 50' widths, the ruggedly built Landoll 5000 Series Drills deliver linear box affordability with unmatched standability.



Cover crops sequester carbons from the atmosphere and place them in your soils as valuable nutrients for your primary crop.

Call us for more information or visit us online at www.Landoll.com

TABLE OF CONTENTS

2022 Corn Crop Review

Statewide Growing Conditions and Weather.....	4
Diseases and Insects	5

2022 Performance Tests

Objectives and Procedures	6
Companies Entering 2022 Tests	Table 1..... 7
Northeast Dryland: Highland, Doniphan County	Table 2 8
Manhattan, Riley County	Table 3 9
Eastern Dryland: Ottawa, Franklin County	Table 4..... 10
Rossville, Shawnee County	Table 5..... 11
Eastern Irrigated: Topeka, Shawnee County	Table 6..... 12
Central Dryland: Belleville, Republic County	Table 7..... 13
Central Irrigated: Scandia, Republic County	Table 8..... 14
Abilene, Dickinson County	Table 9..... 15
Short Season: Parsons, Labette County	Abandoned
South Central Irrigated: Hutchinson, Reno County	Abandoned
Western Dryland: Hays, Ellis County	Abandoned
Garden City, Finney County	Abandoned
Colby, Thomas County	Abandoned
Western Irrigated: Colby, Thomas County	Not available at time of printing
Garden City, Finney County	Abandoned
Registration for Kansas Corn Schools.....	16
Electronic Access, University Research Policy, and Duplication Policy.....	17

2022 CORN CROP REVIEW

Statewide Growing Conditions

Spring 2022

At the beginning of the growing season, most of eastern Kansas was drought free, while western Kansas was in severe drought, with the worst category, D4, present in the far southwest. The Drought Severity Composite Index (DSCI) was 194, well above the long-term average DSCI of 105 (based on all available DSCI data from 2000-2022) and indicated that Kansas was drier than average.

Precipitation during the first three months of the growing season was near to slightly above normal in the eastern two-thirds of Kansas, but below normal in the west (Fig. 1), and temperatures were slightly above normal in all areas except for northeast Kansas (Fig. 2). As a result, by the end of June, the DSCI changed from 48 to 148 points, and 43% of the state was drought-free, up from 28% at the start of the growing season. While eastern and central Kansas were in better shape than three months prior, most of western Kansas was in worse shape.

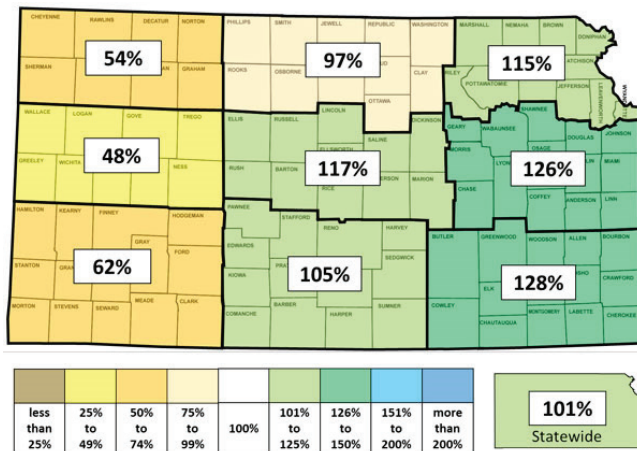


Figure 1. Percent of normal precipitation average by Kansas climate division, April 1 - June 30, 2022.

Summer 2022

The long, hot, dry summer kicked in, and all of Kansas was significantly affected. Below-normal precipitation was the rule statewide from July through September; the state averaged only 60% of normal precipitation for this period. Above-normal temperatures accompanied the dry conditions. As a result, drought conditions rapidly deteriorated. Parts of southeast Kansas went from being drought-free to exceptional drought (D4) status in just three months (Figure 2).

The third quarter of 2022 was the driest on record in southeast Kansas and the second driest on record in south central Kansas, dating back to 1895. Less than 2% of the state was drought-free. The DSCI more than doubled during this period; the index was up to 326 as of September 27th. The last time the DSCI was 326 or higher was back in May 2014. Nearly 25% of the state is now in D4 status, and over half the state is in extreme drought (D3) or worse status. The last time both of these events happened was in 2013.

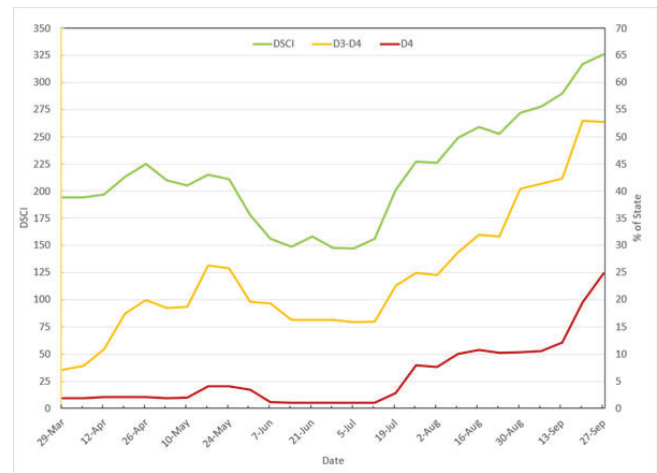


Figure 2. Drought Severity Coverage Index (DSCI) and the percent of Kansas in D3 and/or D4 status during the 2022 growing season.

A closer look at western Kansas

If we look only at the western third of Kansas, the high temperatures and lack of significant moisture are far more unusual than a once-in-a-decade event. All three of the western climate divisions' average temperature and total precipitation values rank in the top 12 of both the warmest and driest growing seasons on record, dating back to the start of archived climate divisional data in 1895.

This was Garden City's driest growing season in 130 years of record keeping; only 4.86 inches of precipitation has been recorded as of September 30. This was 9.92 inches below normal, and 0.03 inches lower than the current record set in 1934, during the Dust Bowl era. Liberal (7.21", departure -8.01"), Goodland (8.42", -6.58"), Dodge City (9.69", -7.96") and Hill City (9.95", -6.82") have all had less than 10 inches of precipitation since April 1. These amounts rank between 11th and 16th driest at all four locations.

Due to 101 days with highs of 90°F or greater, one degree less than the record set in 2011, Dodge City's average temperature since April 1 ranked as the 4th warmest out of 148 years of climate data. Other locations where the counts of 90°-days rank in the top 10 of most days on record included Wichita (94 days; ranks 4th out of 134 years), Concordia (78 days; 6th out of 138 years), and Hill City (89 days; 9th out of 96 years). Ashland (Clark County) has the highest count of 90° days anywhere in Kansas: 112 days, which ranks as tied 3rd out of 123 years at that location. Of those 112, 43 of the days had highs of 100°F or greater. (Matthew Sittel, Assistant State Climatologist, Kansas State University)

Diseases

Aspergillus ear mold is favored by hot and dry conditions, and for that reason was a concern for the 2022 Kansas corn season. Aspergillus can produce aflatoxin, a known carcinogen that is highly regulated by the Food and Drug Administration (FDA). On the ear, colonies of *Aspergillus flavus* are a greenish-yellow, dime- to quarter-sized mold that grows between the kernels. In severe cases, the mold may cover much larger portions of the ear. Often there is little correlation between the percent moldy ears in a field and actual level of aflatoxin. Corn that dries down rapidly may accumulate less toxin and some field strains are poor producers of aflatoxin. On the other hand, strains that produce copious amounts of aflatoxin may need to be present on a relatively low percentage of ears to cause problems at the elevator.

Southern rust was detected in northeast Kansas. Unlike some other corn diseases, such as gray leaf spot, southern rust does not survive in Kansas during winter months and blows in annually from more tropical regions. The severity is dependent on the weather and southern rust likes 90-degree days, warm nights, and high humidity.

Two common causes of stalk lodging are stalk rot disease organisms or corn borer damage. Stalk rotting diseases in Kansas included charcoal rot, Fusarium, Gibberella, anthracnose, and Diplodia. Stalk rotting diseases are present in the soil or on old crop debris every year, but disease only develops when certain other factors predispose the plants to disease infection, such as drought and heat stress.

Tar spot of corn, a disease caused by the fungus *Phyllachora maydis*, has been confirmed in n Kansas. Through a collaborative effort with K-State Research and Extension agricultural agents, five fields in Nemaha County and one field in Doniphan County have been confirmed positive for tar spot.

Tar spot lesions are black, raised, and have a round/elliptical shape. This pathogen can survive in crop residue. (Rodrigo Onofre, Kansas State University Department of Plant Pathology)

Insects

Corn insect pest problems were considerably reduced and/or just not apparent because of the greater effect of the heat and dry conditions around much of the state. There were a few reports of Japanese beetle feeding on silks early. As recently as 3 years ago, Japanese beetle concerns were mostly limited to the northeast quadrant of the state as they were slowly spreading east from Illinois, Indiana, and Missouri, but now have spread throughout at least the eastern half, or more, of Kansas.

Additionally, there were a few concerns about western corn rootworms in some continuous corn fields. Management of western corn rootworms is well defined: rotate to a different crop; or change corn varieties to a different corn rootworm resistance event; or use a planting time treatment. Sampling for adults starting mid-July, and spraying, if necessary, is also a good method but had to be accomplished during the season. (Jeff Whitworth, Department of Entomology, Kansas State University)

Anyone who grows corn is familiar with the variety of pests that attack the crop. One group of pests includes various “worms” that feed on developing corn ears. Corn earworm, fall armyworm, and western bean cutworm all can impact yield by consuming individual kernels. The damaged ears are then exposed to secondary fungal pathogens that can amplify losses. For quite some time, these ear-feeding pests have been well controlled through the use of Bt corn varieties. Unfortunately, in some corn growing regions of the country, these pests have become resistant to a majority of the commercially available Bt traits that have been used to control them. This has resulted in reduced efficacy of these traits and, in some cases, complete control failures. Reasons for the appearance of resistance in these pests have been identified and include:

- The use of the same Bt hybrid year after year: Rotation to a new Bt package each season is just as important as rotating modes of action when applying foliar insecticides. The presence of single-trait Bt hybrids in a landscape of pyramided Bt hybrids has also been shown to reduce the durability of the pyramided hybrids if traits are shared between them.

- Poor refuge compliance is also a contributing factor as lack of compliance can increase the likelihood of local resistance development.
- In regions that grow corn and cotton in the same landscape, another scenario driving resistance is the presence of the same Bt traits in two different crops during one growing season. Corn and cotton share several traits that control ear-feeding pests and in some areas these pests are being exposed to the same Bt traits all season long, speeding up the development of resistance.
- Another contributing factor involves the use of seed blends, also known as refuge-in-a-bag (RIB). Cross pollination between Bt plants and non-Bt plants in the same field can result in ears that have weakened expression of Bt toxins, exposing pests to non-lethal doses that eventually fuel the development of resistance.

In light of these challenges and the continued spread of resistance in the country, the U.S. Environmental Protection Agency (EPA) has proposed some new rules regarding the use of Bt targeting these caterpillar pests. Some of the proposed changes, introduced in November 2021, are included below.

- Faster detection of potential resistance issues will be achieved through monitoring for unexpected injury (UXI) that exceeds pre-determined levels. Sentinel plots will be established in high risk areas of the country and monitored for UXI. If detected, various mitigation steps will be triggered.
- Refuge-in-a-bag (RIB) will be increased from 5% to 10% in pyramided Bt products nationwide.
- Single trait Bt products will be phased down over 3 years in the corn belt, 2 years in the cotton belt.
- Pyramided Bt corn products will not be phased down. Pyramids containing the Vip3A trait will maintain a 5-year registration time, while pyramids without Vip3A will have a shortened 3-year registration time.
- Enhanced refuge compliance monitoring will be implemented in the cotton belt.

These proposed changes are the product of several years of feedback from growers, industry, and university scientists from multiple states. The proposal is currently in negotiation with the seed industry and nothing has been implemented. (Anthony Zukoff,

Extension Associate, Entomology, Southwest Research and Extension Center)

2022 PERFORMANCE TESTS

Objectives and Procedures

Corn performance tests, conducted annually by the Kansas Agricultural Experiment Station, provide farmers, extension workers, and seed industry personnel with unbiased agronomic information on many of the corn hybrids marketed in the state. Entry fees from private seed companies finance the tests. Because entry selection and location are voluntary, not all hybrids grown in the state are included in tests, and the same group of hybrids is not grown uniformly at all test locations. Most companies submit seed treated with systemic insecticides, which can affect yield in some situations.

Three to four plots (replications) of each hybrid were grown at each location in a randomized complete-block design. Each harvested plot consisted of two rows trimmed to a specific length, ranging from 20 to 30 feet at the different locations.

Explanatory information is given in summaries preceding data for each test. Tables 2 through 9 contain results from the individual performance tests. Hybrids are listed together by company name. A summary of growing season precipitation data is given for individual test discussions. General trends in precipitation relative to normal are readily observed in the graphs per location.

Grain yields are reported as bushels per acre of shelled grain (56 lb/bu) adjusted to a moisture content of 15.5%. Yields also are presented as percentage of test average to speed recognition of highest-yielding hybrids. Hybrids yielding more than 100% of the test average year after year merit consideration. Adaptation to individual farms for appropriate maturity, stalk strength, and other factors also must be considered.

Small differences in yield should not be overemphasized. Relative ranking and large differences are better indicators of performance. Least significant differences (LSD) are shown at the bottom of each table. Unless two hybrids differ by at least the LSD shown, little confidence can be placed in one being superior to the other. Yield values in the top LSD group in each test are displayed in bold. The coefficient of variability (CV) can be used in combination with the LSD to estimate the degree of confidence one can have in published data from replicated tests.

Table 1. Companies entering hybrids in the 2022 Kansas Corn Performance Tests

Beck's Hybrids Atlanta, IN 800-937-2325 beckshybrids.com	Golden Harvest Brand Seed Minnetonka, MN 800-455-0956 syngentaseeds.com	Monsanto (Dekalb) St. Louis, MO 314-694-1000 monsanto.com
Corteva AgriSciences Johnston, IA 800-233-7333 pioneer.com *maturity checks	Lewis Hybrids Ursa, IL 800-252-7851 lewishybrids.com	Renk Seed Co Sun Prairie, WI 800-289-7365 renkseed.com

2022 KANSAS CORN PERFORMANCE TESTS

Table 2. Highland, Kansas Dryland Corn Performance Test, Doniphan County, 2022

Farmer's Field, Highland, 39.83898034, -95.16703339

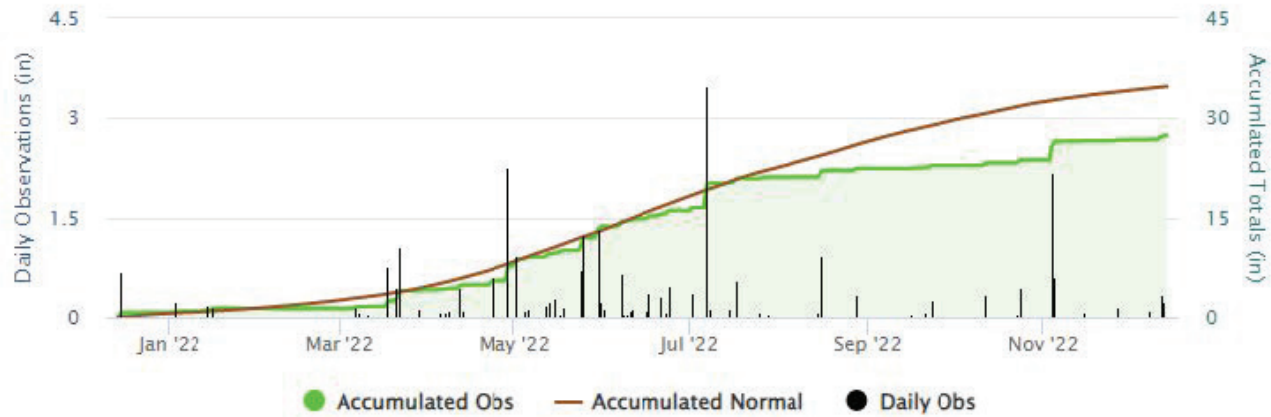
Planted: 4/25/22

Tillage Type: Minimum-tillage

Harvest: 10/2/22

Previous Crop: Soybeans

Hiawatha 365 Day Accumulated Precipitation



BRAND	NAME	YIELD (bu/a)	PAVG (%)	MOIST (%)	TW (lb/bu)
BECKS	5909 AM	263.4	101.3	17.3	58.9
BECKS	6241Q	272.5	104.8	17.5	59.2
BECKS	6414 V2P	279.4	107.5	17.8	59.1
BECKS	6743ML	309.7	119.2	19.2	58.9
DEKALB	DKC59-82	231.0	88.9	17.4	58.1
DEKALB	DKC65-95 RIB	254.6	97.9	18.1	59.6
LEWIS	12DT302	266.1	102.4	17.6	58.7
LEWIS	15DP899	281.7	108.4	19.0	58.5
LEWIS	16DP850	265.5	102.1	18.8	59.1
LEWIS	17DP651	288.6	111.0	21.2	57.0
MATURITY CHECK	FULL	260.0	100.0	19.3	58.9
MATURITY CHECK	MID	214.2	82.4	17.1	59.3
MATURITY CHECK	SHORT	226.7	87.2	15.1	60.1
RENK	RK710GVT2P	231.5	89.1	15.3	60.1
RENK	RK774VT2P	260.1	100.1	17.0	59.4
RENK	RK830SSTX	256.6	98.7	16.5	60.9
RENK	RK895DGVT2P	243.2	93.6	18.9	57.9
RENK	RK915VT2P	239.7	92.2	18.1	59.5
RENK	RK945DGVT2P	256.2	98.6	18.6	58.2
RENK	RK958VT2P	276.3	106.3	18.8	59.6
	AVERAGE	259.9	100.0	17.8	59.2
	CV (%)	10.5	10.5	0.7	0.7
	LSD (0.05)*	21.4	8.2	1.3	0.9

*Yields must differ by more than the LSD value to be considered statistically different.

Table 3. Manhattan, Kansas Dryland Corn Performance Test, Riley County, 2022

Agronomy North Farm, Kansas State University, Manhattan

Planted: 5/16/22 at 28K seeds/acre

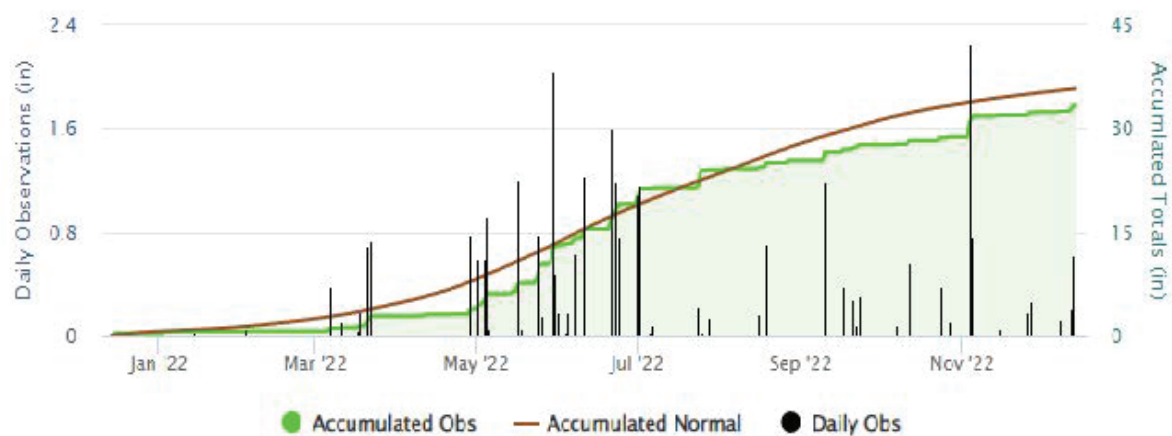
Fertilizer: 180-0-0 lb/a N, P, K

Herbicide: 5.4 oz/ac Explorer, 28 oz/ac Brawl II, 32 oz/ac Atrazine 4L, 32 oz/ac

Buccaneer Plus, 8 oz/ac Detonate on 5/22

Harvest: 10/4/22

Manhattan 365 Day Accumulated Precipitation



BRAND	NAME	YIELD (bu/a)	PAVG (%)	MOIST (%)	TW (lb/bu)
BECKS	5909 AM	170.0	93.1	11.2	58.5
BECKS	6241Q	198.9	108.9	11.9	59.5
BECKS	6414 V2P	185.1	101.3	12.6	60.5
BECKS	6743ML	206.6	113.1	14.0	60.0
DEKALB	DKC59-82	176.8	96.8	10.9	57.3
DEKALB	DKC65-95 RIB	176.2	96.5	13.0	60.7
LEWIS	12DT302	187.8	102.8	11.6	59.3
LEWIS	15DP899	205.5	112.5	12.8	59.5
LEWIS	16DP850	186.1	101.9	12.9	61.1
LEWIS	17DP651	202.4	110.8	13.6	59.5
MATURITY CHECK	FULL	202.9	111.1	13.8	60.2
MATURITY CHECK	MID	156.5	85.7	11.3	58.6
MATURITY CHECK	SHORT	165.9	90.8	10.8	58.7
RENK	RK710GVT2P	161.6	88.5	10.5	57.9
RENK	RK774VT2P	200.8	109.9	11.3	59.6
RENK	RK830SSTX	219.1	120.0	11.2	59.1
RENK	RK895DGVT2P	152.5	83.5	11.8	58.2
RENK	RK915VT2P	160.5	87.9	12.3	59.5
RENK	RK945DGVT2P	159.0	87.0	12.4	59.3
RENK	RK958VT2P	184.0	100.7	12.2	61.2
	AVERAGE	182.7	100.0	12.1	59.5
	CV (%)	9.1	9.1	0.4	0.4
	LSD (0.05)	32.0	17.5	1.7	1.8

*Yields must differ by more than the LSD value to be considered statistically different.

Table 4. Ottawa, Kansas Corn Performance Test, Franklin County, 2022

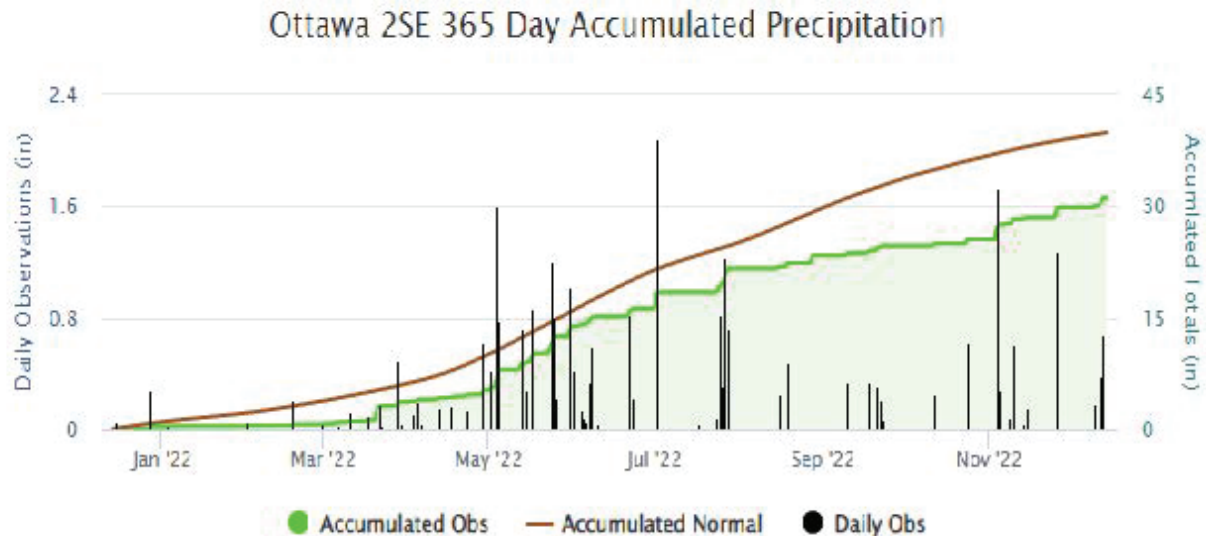
East Central Experiment Field, Kansas State University, Ottawa

Planted: 4/29/22

Fertilizer: 120-49-31-10 lb/ac N,P,K,S + 50 lb/N on 6/13

Herbicide: 2.25 lb/ac Atrazine, 1.5 pt/ac S-Metolachlor

Harvest: 9/20/22



BRAND	NAME	YIELD (bu/a)	PAVG (%)	MOIST (%)	TW (lb/bu)	SILK (day)
BECKS	5909 AM	165.5	90.4	15.7	58.9	7/7/2022
BECKS	6241Q	176.6	96.5	15.3	58.1	7/7/2022
BECKS	6414 V2P	194.3	106.2	14.8	59.9	7/7/2022
BECKS	6743ML	179.1	97.9	18.9	58.3	7/9/2022
DEKALB	DKC59-82	156.9	85.7	14.9	58.2	7/6/2022
DEKALB	DKC65-95 RIB	202.7	110.8	18.6	59.6	7/8/2022
LEWIS	12DT302	186.1	101.7	17.9	57.1	7/10/2022
LEWIS	15DP899	191.3	104.5	18.7	58.1	7/8/2022
LEWIS	16DP850	197.3	107.8	18.4	59.1	7/8/2022
LEWIS	17DP651	178.6	97.6	20.2	56.1	7/11/2022
MATURITY CHECK	FULL	177.8	97.2	18.1	59.7	7/8/2022
MATURITY CHECK	MID	157.9	86.3	14.5	59.2	7/5/2022
MATURITY CHECK	SHORT	169.2	92.5	14.0	59.5	7/3/2022
	AVERAGE	183.0	100.0	16.5	58.8	7/7/2022
	CV (%)	6.6	6.6	1.0	0.9	1.1
	LSD (0.05)	17.1	14.3	3.6	1.9	3.4

*Yields must differ by more than the LSD value to be considered statistically different.

Table 5. Rossville, Kansas Dryland Corn Performance Test, Shawnee County, 2022

Farmer's Field, Wolf Farms, Rossville

Planted: 4/26/22 26 at 25K seeds/acre

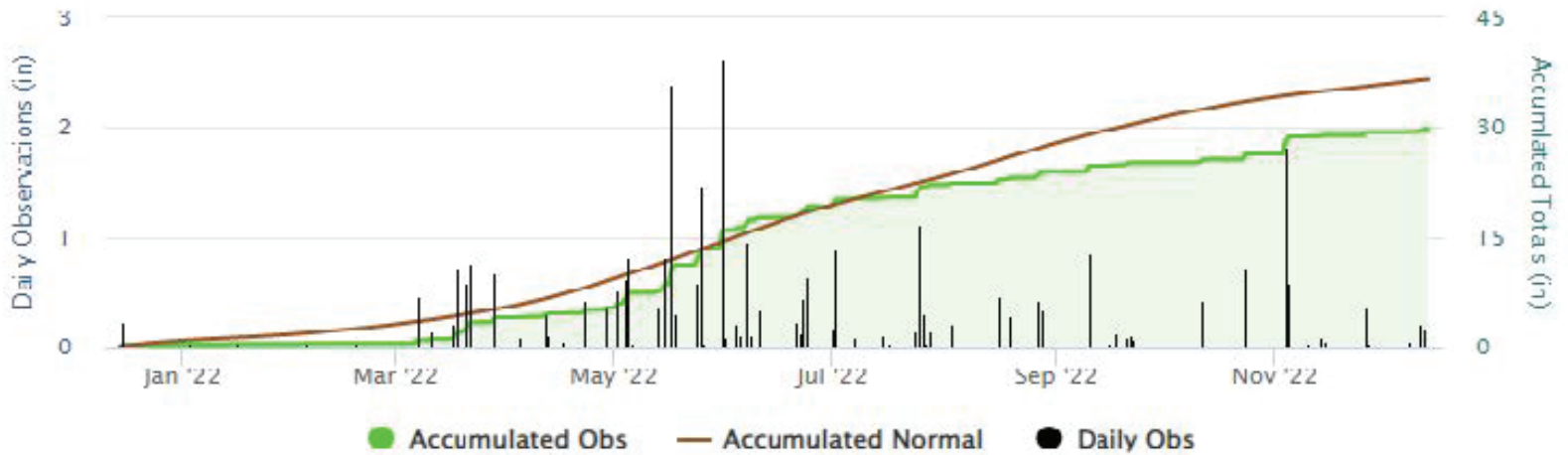
Fertilizer: 130-0-0 lb/ac N, P, K on 3/29

Herbicide: 1 qt/ac Bicep II Mag + 1.5 qt/ac Acuron at pre-emergence on 4/26:

1 lb/ac Aatrex 90 + 16 oz/ac Armezon Pro + 2 oz/ac Resource + 1 oz/ac Aim + HCOC on 5/17

Harvest: 9/26/22

Silver Lake 4E 365 Day Accumulated Precipitation



BRAND	NAME	YIELD (bu/a)	PAVG (%)	MOIST (%)	TW (lb/bu)	PLANTS per acre	1/2 SILK (day)
BECKS	5909 AM	167.9	111.0	12.0	55.4	24250	7/9/2022
BECKS	6241Q	152.3	100.6	11.4	53.6	22250	7/6/2022
BECKS	6414 V2P	158.8	104.9	11.6	52.2	24250	7/5/2022
BECKS	6743ML	141.4	93.4	12.4	52.8	24500	7/8/2022
DEKALB	DKC59-82	124.3	82.2	10.7	51.0	23000	7/6/2022
DEKALB	DKC65-95 RIB	145.8	96.4	11.8	50.8	23000	7/6/2022
LEWIS	12DT302	152.3	100.7	11.4	51.8	22750	7/5/2022
LEWIS	15DP899	131.3	86.7	11.2	50.4	23750	7/7/2022
LEWIS	16DP850	154.0	101.8	11.4	50.3	23500	7/6/2022
LEWIS	17DP651	119.6	79.0	12.1	50.4	24250	7/10/2022
MATURITY CHECK	FULL	153.8	101.6	12.2	54.2	19750	7/8/2022
MATURITY CHECK	MID	138.3	91.4	11.2	52.8	17750	7/5/2022
MATURITY CHECK	SHORT	152.8	101.0	11.1	52.7	25500	7/5/2022
	AVERAGE	151.3	100.0	11.6	52.2	23078	7/6/2022
	CV (%)	6.8	6.8	0.4	1.4	--	--
	LSD (0.05)	20.7	13.6	0.7	2.3	--	--

*Yields must differ by more than the LSD value to be considered statistically different.

Table 6. Topeka, Kansas Irrigated Corn Performance Test, Shawnee County, 2022

Kansas River Valley Experiment Field, Kansas State University, Topeka

Planted: 4/27/22 at 30K seeds/acre, 1.75 inches deep

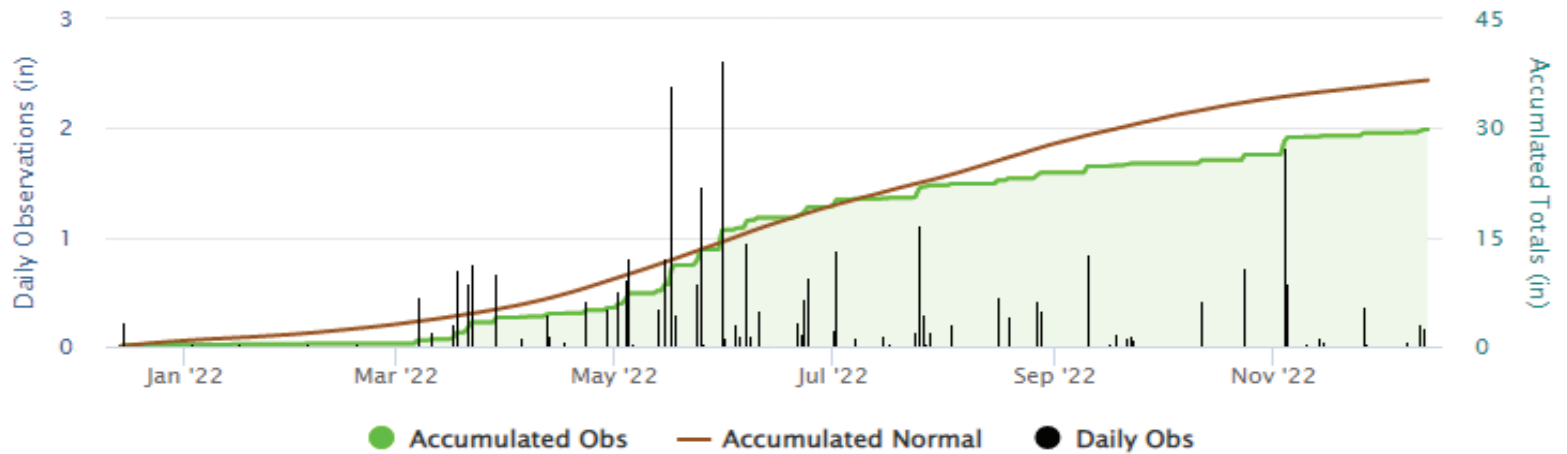
Fertilizer: 160-0-0 lb/ac N, P, K on 3/28

Herbicide: 1 qt/ac Bicep II Mag + 1.5 qt/ac Acuron as pre-emergence on 4/27;

1.0 lb/ac Aatrex 90 + 16 oz/ac Armezon Pro + 2 oz/ac Resource + 1 oz/ac Aim + HCOC on 5/17

Harvest: 9/20/22

Silver Lake 4E 365 Day Accumulated Precipitation



BRAND	NAME	YIELD (bu/a)	PAVG (%)	MOIST (%)	TW (lb/bu)	SILK (day)	LODGE (%)	PLANTS per acre
BECKS	5909 AM	245.7	103.8	13.0	57.4	7/5/2022	10	28500
BECKS	6241Q	254.5	107.5	14.9	59.7	7/7/2022	10	27250
BECKS	6414 V2P	235.4	99.4	14.3	59.1	7/4/2022	25	28500
BECKS	6743ML	261.6	110.5	16.2	58.3	7/9/2022	10	23500
DEKALB	DKC59-82	230.0	97.2	13.0	58.0	7/2/2022	25	28000
DEKALB	DKC65-95 RIB	212.6	89.8	14.9	58.9	7/7/2022	10	28000
MATURITY CHECK	FULL	237.0	100.1	16.4	58.4	7/7/2022	25	25000
MATURITY CHECK	MID	207.6	87.7	13.1	59.1	7/6/2022	10	25250
MATURITY CHECK	SHORT	203.5	85.9	12.0	59.5	7/3/2022	10	27750
	AVERAGE	236.8	100.0	14.1	58.7	7/5/2022	15	27083
	CV (%)	7.9	7.9	1.6	0.6	--	--	--
	LSD (0.05)	26.4	14.4	2.2	1.4	--	--	--

*Yields must differ by more than the LSD value to be considered statistically different.

Table 7. Belleville, Kansas Dryland Corn Performance Test, Republic County, 2022

North Central Experiment Field, Kansas State University, Belleville

Planted: 5/19/22 at 25,800 seeds/acre

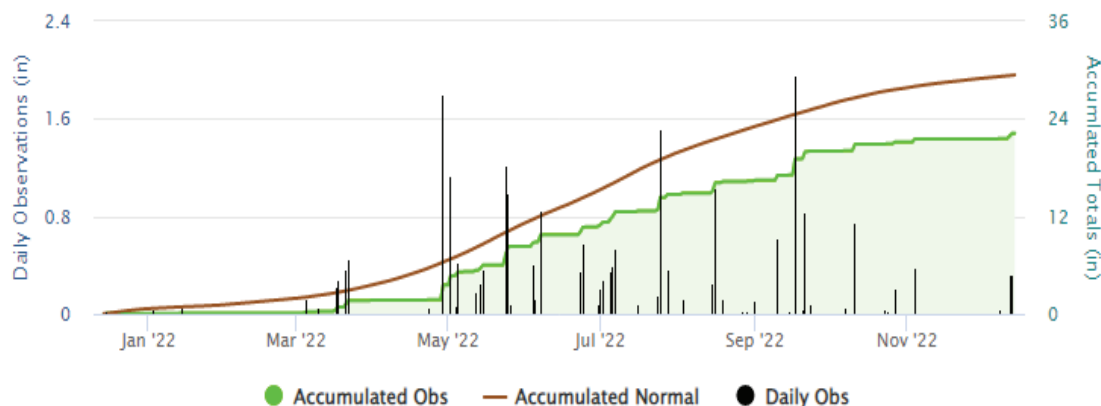
Fertilizer: 120-0-0 lb/ac on 4/19

Herbicide: 3 qt/ac Acuron, 1.5 qt/ac Makaze on 5/31

Harvest: 11/10/22

Previous crop: Wheat

Belleville 2W 365 Day Accumulated Precipitation



BRAND	NAME	YIELD (bu/a)	PAVG (%)	MOIST (%)	TW (lb/bu)
BECKS	5909 AM	172.6	105.1	15.3	59.8
BECKS	6241Q	167.8	102.2	16.1	60.8
BECKS	6414 V2P	155.4	94.6	15.2	61.8
BECKS	6743ML	161.2	98.2	15.5	59.5
DEKALB	DKC59-82	193.7	118.0	15.0	60.0
DEKALB	DKC65-95 RIB	137.1	83.5	16.3	61.7
LEWIS	12DT302	176.1	107.3	15.1	59.6
LEWIS	15DP899	144.9	88.3	15.6	60.6
LEWIS	16DP850	138.8	84.6	15.4	61.2
LEWIS	17DP651	203.3	123.8	15.6	60.2
MATURITY CHECK	FULL	152.2	92.7	15.5	60.8
MATURITY CHECK	MID	185.7	113.1	15.4	60.5
MATURITY CHECK	SHORT	162.5	99.0	14.9	60.0
RENK	RK710GVT2P	182.7	111.3	15.3	60.7
RENK	RK774VT2P	163.1	99.3	15.1	60.4
RENK	RK830SSTX	156.6	95.4	15.2	60.3
RENK	RK895DGVT2P	156.4	95.3	15.2	60.6
RENK	RK915VT2P	141.8	86.3	15.6	61.1
RENK	RK945DGVT2P	154.4	94.1	15.6	61.3
RENK	RK958VT2P	177.1	107.9	15.9	61.9
	AVERAGE	164.2	100.0	15.4	60.6
	CV (%)	12.2	12.2	0.3	0.4
	LSD (0.05)*	17.7	10.8	0.4	0.7

*Yields must differ by more than the LSD value to be considered statistically different.

2022 KANSAS CORN PERFORMANCE TESTS

Table 8. Scandia, Kansas Irrigated Corn Performance Test, Republic County, 2022

North Central Experiment Field Irrigated Unit, Kansas State University, Scandia

Planted: 5/11/22 at 32,300 seeds/acre

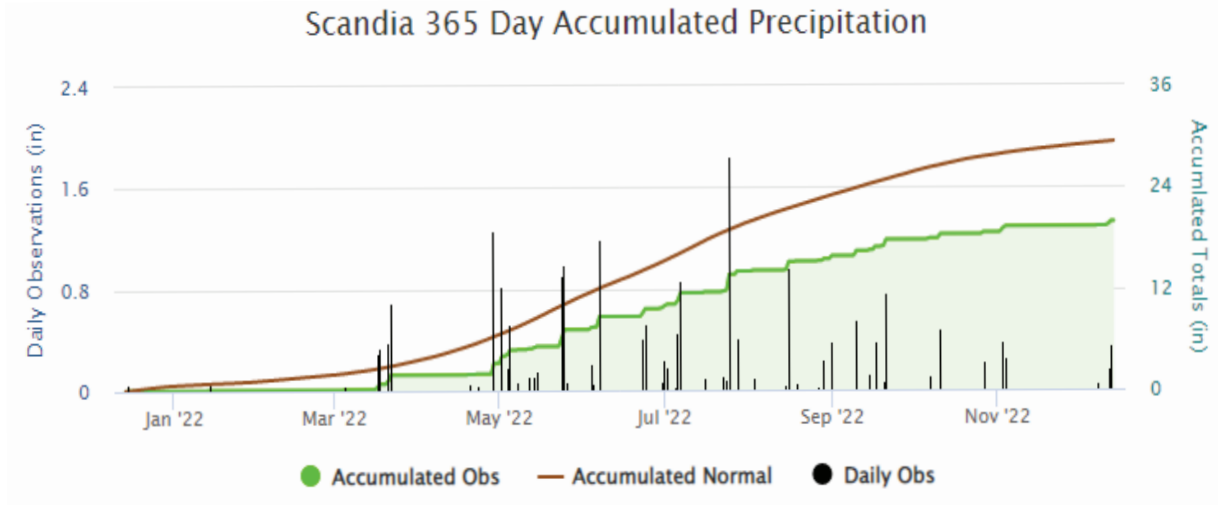
Fertilizer: 160-0-0 lb/ac N, P,K

Herbicide: 3 qt/ac Acuron, 1.5 qt/ac Makaze; 8 oz/ac Status, 1.5 qt/ac Makaze, NIS/AMS

Irrigate: 7.50 inches

Harvest: 11/16/22

Previous crop: Soybeans



BRAND	NAME	YIELD (bu/a)	PAVG (%)	MOIST (%)	TW (lb/bu)
BECKS	5909 AM	215.7	113.5	15.5	59.6
BECKS	6241Q	187.9	98.9	15.5	60.3
BECKS	6414 V2P	157.0	82.6	16.2	61.6
BECKS	6743ML	210.0	110.5	16.0	59.8
DEKALB	DKC59-82	216.2	113.7	15.4	59.3
DEKALB	DKC65-95 RIB	203.2	106.9	15.5	61.2
LEWIS	12DT302	195.8	103.0	15.4	60.1
LEWIS	15DP899	220.5	116.0	15.6	59.6
LEWIS	17DP651	164.5	86.6	16.2	61.0
MATURITY CHECK	FULL	198.7	104.6	16.6	61.0
MATURITY CHECK	MID	187.1	98.5	15.4	59.0
MATURITY CHECK	SHORT	186.6	98.2	15.5	59.7
RENK	RK710GVT2P	183.7	96.6	15.4	59.7
RENK	RK774VT2P	197.7	104.1	15.3	59.6
RENK	RK830SSTX	171.4	90.2	15.4	60.0
RENK	RK895DGVT2P	156.9	82.5	15.8	59.9
RENK	RK915VT2P	195.9	103.1	15.7	60.6
RENK	RK945DGVT2P	169.3	89.1	16.2	60.7
RENK	RK958VT2P	192.8	101.5	15.9	61.4
	AVERAGE	190.0	100.0	15.7	60.2
	CV (%)	10.6	10.6	0.2	0.3
	LSD (0.05)*	18.4	9.7	0.3	0.7

*Yields must differ by more than the LSD value to be considered statistically different.

Table 9. Abilene, Kansas Irrigated Corn Performance Test, Dickinson County, 2022

Farmer's Field, Abilene, 38.6828491299993, -97.5814374961506

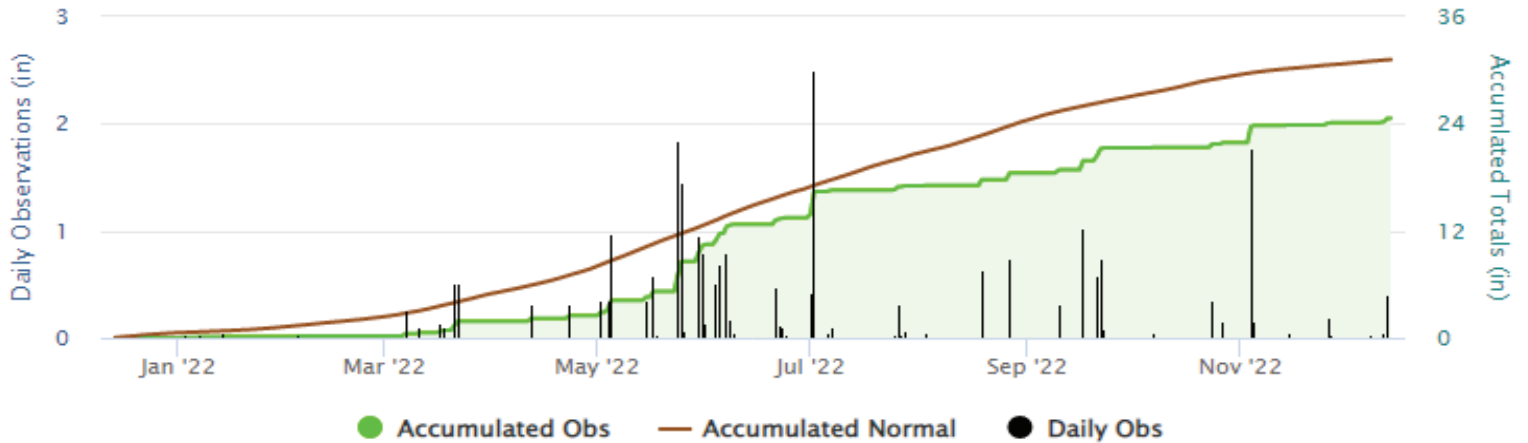
Planted: 5/9/2022

Tillage Type: Conventional

Harvest: 10/13/22

Previous Crop: Soybean

Gypsum 365 Day Accumulated Precipitation



BRAND	NAME	YIELD (bu/a)	PAVG (%)	MOIST (%)	TW (lb/bu)
BECKS	5909 AM	219.8	93.2	15.1	59.7
BECKS	6241Q	221.5	93.9	14.6	60.7
BECKS	6414 V2P	241.7	102.5	15.1	61.3
BECKS	6743ML	252.8	107.2	18.7	59.4
DEKALB	DKC59-82	211.1	89.5	14.2	59.6
DEKALB	DKC65-95 RIB	223.6	94.8	15.7	61.2
LEWIS	12DT302	242.6	102.9	15.5	59.2
LEWIS	15DP899	296.8	125.9	15.9	60.6
LEWIS	16DP850	239.1	101.4	18.0	60.7
LEWIS	17DP651	261.7	111.0	17.5	59.8
MATURITY CHECK	FULL	234.0	99.2	16.6	60.9
MATURITY CHECK	MID	214.0	90.7	14.8	59.7
MATURITY CHECK	SHORT	207.8	88.1	13.2	60.0
RENK	RK710GVT2P	188.1	79.7	13.7	60.1
RENK	RK774VT2P	238.0	100.9	14.1	61.0
RENK	RK830SSTX	240.0	101.8	13.7	60.8
RENK	RK895DGVT2P	232.8	98.7	16.6	59.3
RENK	RK915VT2P	245.8	104.2	17.2	60.5
RENK	RK945DGVT2P	243.7	103.3	16.7	60.2
RENK	RK958VT2P	261.4	110.8	16.1	61.1
	AVERAGE	235.8	100.0	15.6	60.3
	CV (%)	5.9	5.9	1.1	0.6
	LSD (0.05)	30.0	11.1	2.6	1.1

*Yields must differ by more than the LSD value to be considered statistically different.

Registration is open for the 2023 Kansas Corn Schools

The Department of Agronomy and K-State Research and Extension, in partnership with Kansas Corn, will host several Corn Schools in 2023. Events will be held in four locations starting on January 12, 2023. An online session is also scheduled for February 2, 2023.

Agendas will vary depending on the location of the school with topics ranging from production practices, weed and disease management, farm policy, markets, and cost-return.

Each school is free to attend and lunch will be provided for the in-person schools. Each in-person school will begin at 8:30 a.m. with registration and morning refreshments. The program will start at 9:00 a.m. and wrap-up at 1:00 p.m. The online session on February 2 will run from 6:00 to 8:00 p.m. using the Zoom online platform.

Please register online at <https://kscorn.com/cornschoo/>. Agendas for each school will also be posted soon. Continuing education credits have been applied for.

January 12 – Oakley

Buffalo Bill Center
3083 US-83
Oakley, KS 67748

January 13 – Salina

Great Plains Manufacturing Conference Center
1569 E North St.
Salina, KS 67401

January 19 – Mayetta

Prairie Band Casino
12305 150th Rd.
Mayetta, KS 66509

January 20 – Parsons

KSU Southeast Research and Extension Center
25092 Ness Rd
Parsons, KS 67357

February 2 – Virtual

You must register in order to receive the Zoom link.



Ignacio Ciampitti, Farming Systems
ciampitti@ksu.edu

Josh Roe, VP of Market Development and Policy, Kansas Corn
jroe@ksgrains.com

To access crop performance testing information electronically, visit our website. The information contained in this publication, plus more, is available for viewing or downloading at:

<https://www.agronomy.k-state.edu/outreach-and-services/crop-performance-tests/>

Excerpts from the UNIVERSITY RESEARCH POLICY AGREEMENT WITH COOPERATING SEED COMPANIES*

Permission is hereby given to Kansas State University to test varieties and/or hybrids designated on the attached entry forms in the manner indicated in the test announcements. I certify that seed submitted for testing is a true sample of the seed being offered for sale.

I understand that all results from Kansas Crop Performance Tests belong to the University and the public and shall be controlled by the University so as to produce the greatest benefit to the public. Performance data may be used in the following ways: 1) Tables may be reproduced in their entirety provided the source is referenced and data are not manipulated or reinterpreted; 2) Advertising statements by an individual company about the performance of its entries may be made as long as they are accurate statements about the data as published, with no reference to other companies' names or cultivars. In both cases, the following must be included with the reprint or ad citing the appropriate publication number and title: "See the official Kansas State University Agricultural Experiment Station and Cooperative Extension Service Report of Progress 1174 '2022 Kansas Performance Tests with Corn Hybrids,' or the Kansas Crop Performance Test website, <https://www.agronomy.k-state.edu/outreach-and-services/crop-performance-tests/corn/>, for details. Endorsement or recommendation by Kansas State University is not implied."

Copyright 2022 Kansas State University Agricultural Experiment Station and Cooperative Extension Service. These materials may be freely reproduced for educational purposes. All other rights reserved. In each case, give credit to the author(s), 2022 Kansas Performance Tests with Corn Hybrids, Kansas State University, January 2023.

Brand names appearing in this publication are for product identification purposes only. No endorsement is intended, nor is criticism implied of similar products not mentioned.

CONTRIBUTORS

MAIN STATION, MANHATTAN

Jane Lingenfelter, Associate Agronomist (Senior Author)
Rodrigo Borba Onofre, Extension Plant Pathologist
Matthew Sittel, Assistant State Climatologist
Dustan Ridder, Associate Agronomist
R. Jeff Whitworth, Extension Entomologist

COOPERATORS

Fuhrman Farms, Severance
Clayton Short, Assaria
Southwest Seed Research, Hutchinson

EXPERIMENT FIELDS

Eric Adee, Topeka
Scott Dooley, Scandia
Darren Hibdon, Ottawa
Jim Kimball, Ottawa

RESEARCH CENTERS

Lucas Haag, Colby
Cody Norton, Hays
Ram Perumal, Hays
Gretchen Sassenrath, Parsons
Anthony Zuckoff, Garden City

For Consistently High Yields...

Phillips Seed Farms offers high performance corn hybrids for its growing clientele across our five-state region. With maturities ranging from 101 to 116-day, diverse, high yielding genetics and leading technology platforms, Phillips Seed Farms has a hybrid package just right for you.

Contact us today!

Web: phillipsseed.com

Call: (800) 643-4340

Phillips
SEED FARMS

Check out:

PS0844 V32

PS0897 V32

PS0943 V32

PS1063 VPR

PS1177 GBL

PS1199 VPR

PS1366 VPR

PS1372 TRE

PSF148 VPR





RELIABLE IRRIGATION
PERFORMANCE

LIKE NO
OTHER.



WILL IT RAIN? OR MISS US AGAIN...

Tired of UNCERTAINTY? Want insurance and assurance all bundled into one reliable package? Time to invest in some long-term peace of mind and stability with a T-L Center Pivot — THE MOST RELIABLE SYSTEM IN THE INDUSTRY.

Contact your local T-L representative
to find the perfect fit for your
irrigation capabilities and needs.



Contact T-L, your T-L dealer, or visit www.tlirr.com to learn more.

T-L ... LIKE NO OTHER.

www.tlirr.com

151 East Hwy 6 & AB Road · P.O. Box 1047
Hastings, Nebraska 68902-1047 USA

sales@tlirr.com · www.tlirr.com

Phone: 1-800-330-4264
Fax: 1-800-330-4268

Phone: (402) 462-4128
Fax: (402) 462-4617

